

Mini Balanced Mandate

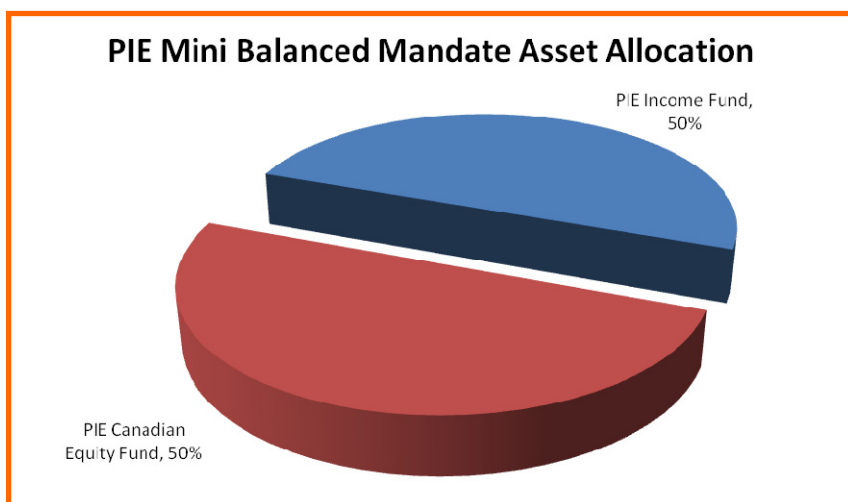
OBJECTIVE: To achieve a consistent, and if appropriate, tax advantaged annual return with average downside risk

STRATEGY: The Mini Balanced Portfolio aims to deliver on its objective by investing in four income-producing strategies. The strategies, which are part of the PIE Income Fund, include 1) cash and fixed income, 2) preferred shares, 3) income trusts, and 4) option writing. The portfolio also provides some growth potential through an allocation to the PIE Canadian Equity Fund. The portfolio is generally not rebalanced, although investments inside the Funds are rebalanced periodically.

INVESTOR: This portfolio is suitable for investors seeking a portfolio that is balanced between growth and income with average downside risk.

LIQUIDITY: Funds are available for withdrawal and are not subject to any deferred sales charge.

REPORTING: The investor will receive monthly brokerage statements.



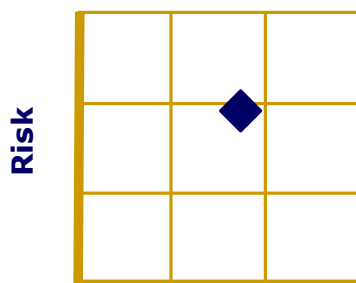
Holdings

PIE Income Fund	50%
PIE Canadian Equity Fund	50%

The PIE Funds are offered by prospectus by PIE Portfolio Index Evolution Corporation and are managed by R.N. Croft Financial Group Inc., which also acts as advisor to the Funds.

More information on the PIE Funds is available at www.croftgroup.com.

Portfolio Risk Profile



Return

Mini Balanced Investor Profile

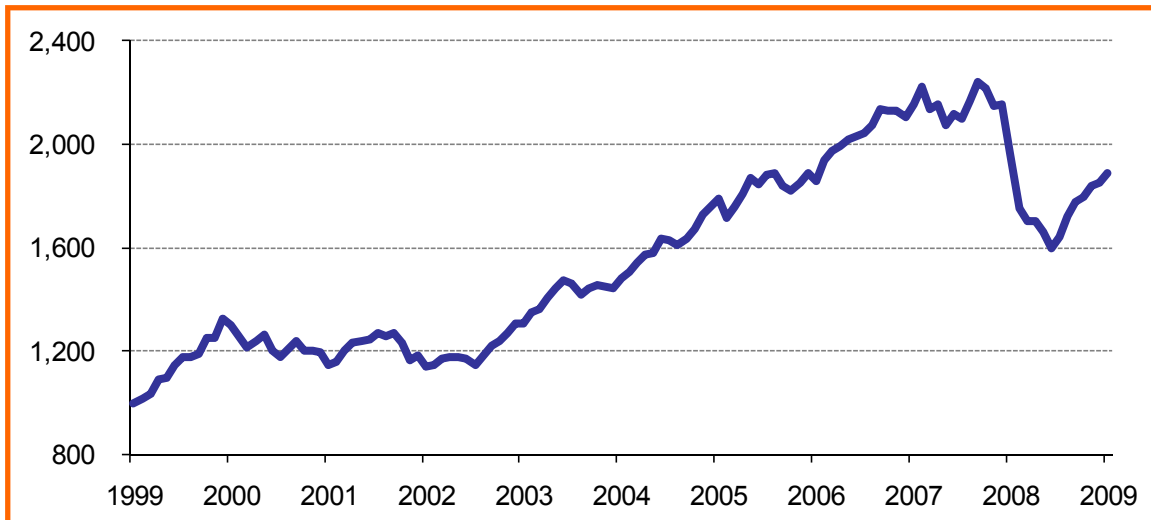
Objectives

Safety	20%
Income	20%
Balanced	10%
Growth	50%

Risk Tolerance

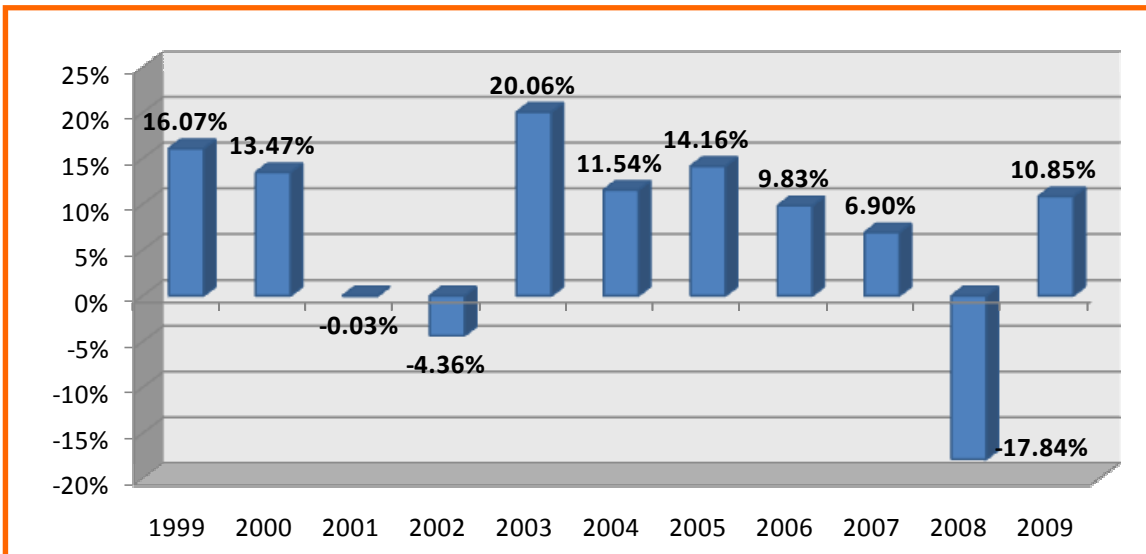
Low	25%
Low - Mid	20%
Medium	50%
Mid - High	5%
High	

Mini Balanced Portfolio—Cumulative Returns



As at Sept. 30, 2009

Mini Balanced Portfolio—Annual Returns



As at Sept. 30, 2009

Time Horizon

5+ Years

This portfolio is likely to display average volatility over a five-year time horizon. Investors in this model should not intend on making regular withdrawals.

Portfolio Statistics

10 Years

Compound Annual Return	6.57%
Annual Standard Deviation	9.44%
Sharpe Ratio	0.64
Maximum % Up	5.87%
Maximum % Down	-10.87%
Average % Up	2.08%
Average % Down	-2.46%
Number of Up Months	80
Number of Down Months	40

All metrics as at Sept. 30, 2009. Performance is not guaranteed. Portfolio values change frequently, and past performance may not be repeated. Model performance is based on the fee-adjusted returns of a benchmark that reflects the weights applied to the assets within the portfolio. Performance data have not been audited and are for illustrative purposes only. Benchmark performance data are available on request.